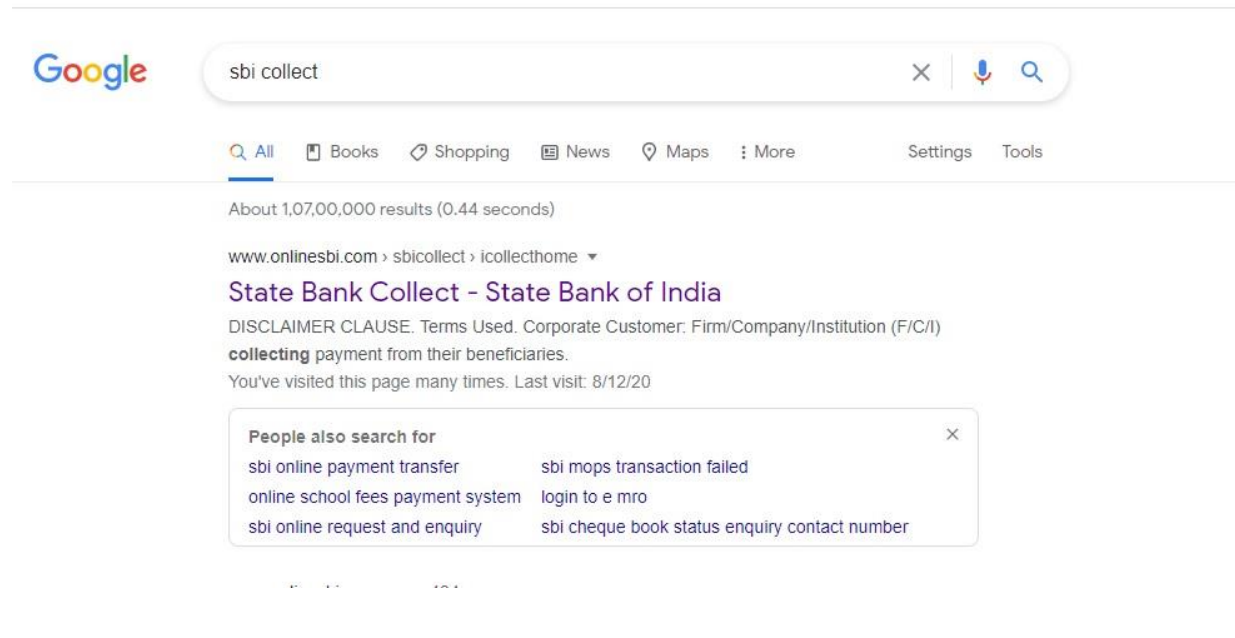


Sant Hirdaram Girls College, Bhopal

Online fees payment gateway of college

Through SBI Collect

1. Type SBI Collect on Google and choose the first option.



2. Then check the declaration and click on proceed, which like the below image

A screenshot of the State Bank Collect payment gateway interface. At the top, there is a header with the SBI logo and the text 'State Bank Collect'. Below the header, there is a banner with the text 'STATE BANK COLLECT A MULTI-MODAL PAYMENT PORTAL'. The banner features an illustration of a globe, a laptop, and a tree. Below the banner, there is a section titled 'DISCLAIMER CLAUSE' and 'Terms Used'. The disclaimer text includes: '> Corporate Customer: Firm/Company/Institution (F/C/I) collecting payment from their beneficiaries.', '> User: The beneficiary making a payment to F/C/I for the services/goods availed.', '> Bank shall not be responsible, in any way, for the quality or merchantability of any product/merchandise or any of the services related thereto, whatsoever, offered to the User by the Corporate Customer. Any disputes regarding the same or delivery of the Service or otherwise will be settled between Corporate Customer and the User and Bank shall not be a party to any such dispute. Any request for refund by the User on any grounds whatsoever should be taken up directly with the Corporate Customer and the Bank will not be concerned with such a request.', '> Bank takes no responsibility in respect of the services provided and User shall not be entitled to make any claim against the Bank for deficiency in the services provided by the Corporate Customer.', '> The User shall not publish, display, upload or transmit any information prohibited under Rule 3(2) of the Information Technology (Intermediaries guidelines) Rules, 2011.', and '> In case of non-compliance of the terms and conditions of usage by the User, the Bank has the right to immediately terminate the access or usage rights of the User to the computer resource of the Bank and remove the non-compliant information.' Below the disclaimer, there is a checkbox labeled 'I have read and accepted the terms and conditions stated above. (Click Check Box to proceed for payment.)'. To the right of the checkbox is a blue button labeled 'Proceed'. At the bottom of the page, there is a footer with the text '© State Bank of India' and links for 'Privacy Statement', 'Disclosure', and 'Terms of Use'.

3. Follow the steps mentioned in the image.

The screenshot shows the SBI State Bank Collect interface. At the top, there is a header with the SBI logo and 'State Bank Collect' text. Below this is a navigation bar with 'State Bank Collect' and 'State Bank Mops' tabs. The main content area has a breadcrumb 'State Bank Collect / State Bank Collect' and an 'Exit' button. A status bar shows 'State Bank Collect' and the date/time '09-Jan-2021 [04:12 PM IST]'. The main form area is titled 'Select State and Type of Corporate / Institution'. It contains two dropdown menus: 'State of Corporate / Institution *' with 'Madhya Pradesh' selected, and 'Type of Corporate / Institution *' with 'Educational Institutions' selected. A 'Go' button is positioned below these fields. A red error message box states: 'Mandatory fields are marked with an asterisk (*)' and 'State Bank Collect is a unique service for paying online to educational institutions, temples, charities and/or any other corporates/institutions who maintain their accounts with the Bank.' The footer includes '© State Bank of India' and links for 'Privacy Statement', 'Disclosure', and 'Terms of Use'.

4. Select institute name SANT HIRDARAM GIRLS COLLEGE in field Education institute name.

The screenshot shows the SBI State Bank Collect interface at a later stage. The header and navigation bar are the same as in the previous image. The main content area now shows 'Select from Educational Institutions'. The 'Educational Institutions Name *' dropdown menu is selected, showing 'SANT HIRDARAM GIRLS COLLEGE'. Below this, there are 'Submit' and 'Back' buttons. A red error message box is still present, stating: 'Mandatory fields are marked with an asterisk (*)'. The footer remains the same with '© State Bank of India' and links for 'Privacy Statement', 'Disclosure', and 'Terms of Use'.


5. After selection payment category enter your college scholar number. If you don't have scholar no. get it from Mr. Jeetesh Mansukhani or college admin office.

State Bank Collect ▾State Bank Mops

State Bank Collect / State Bank Collect

Exit

State Bank Collect09-Jan-2021 [04:13 PM IST]



SANT HIRDARAM GIRLS COLLEGE
LAKE ROAD SANT HIRDARAM NAGAR BHOPAL , , BHOPAL-462030

Provide details of payment

Select Payment Category *COLLEGE FEES ▾

Mandatory fields are marked with an asterisk (*)

Enter SCHOLAR NO. *SHGC/2020/317

Submit

- Mandatory fields are marked with an asterisk (*)
- The payment structure document if available will contain detailed instructions about the online payment process.
- Date specified(if any) should be in the format of 'ddmmyyyy'. Eg., 02082008

© State Bank of IndiaPrivacy Statement | Disclosure | Terms of Use

6. check your personal details as per your scholar number and follow the steps mentioned in below image


SBIState Bank Collect

State Bank Collect ▾State Bank Mops

State Bank Collect / State Bank Collect

Exit

State Bank Collect09-Jan-2021 [04:15 PM IST]



SANT HIRDARAM GIRLS COLLEGE
LAKE ROAD SANT HIRDARAM NAGAR BHOPAL , , BHOPAL-462030

Provide details of payment

Select Payment Category *COLLEGE FEES ▾

SCHOLAR NO. *SHGC/2020/317

STUDENT NAME *Divya Onkari

FATHER NAME *Jagdeesh Onkari

MOTHER NAME *Sushma Onkari

COURSE *M.Com

BRANCH NAME *COMMERCE

BATCH *2020-2022

YEAR/ SEMESTER *1-Year

CONTACT NO.

TUITION FEES AND ACTIVITY FEES

Remarks

Please enter your Name, Date of Birth (For Personal Banking) / Incorporation (For Corporate Banking) & Mobile Number. This is required to reprint your e-receipt / remittance(PRP) form, if the need arises.

Name *

Date Of Birth / Incorporation *

Mobile Number *

Email Id

Enter the text as shown in the Image *D630C


SubmitResetBack

- Mandatory fields are marked with an asterisk (*)
- The payment structure document if available will contain detailed instructions about the online payment process.
- Date specified(if any) should be in the format of 'ddmmyyyy'. Eg., 02082008
- For Amount fields, only numbers are allowed and for free text fields (mandatory), following special characters are allowed: . / @ - _ &

7. check the submitted detail and click on confirm option.

State Bank Collect

09-Jan-2021 [04:19 PM IST]



SANT HIRDARAM GIRLS COLLEGE
LAKE ROAD SANT HIRDARAM NAGAR BHOPAL . , BHOPAL-462030

Verify details and confirm this transaction

Category	COLLEGE FEES
SCHOLAR NO.	SHGC/2020/317
STUDENT NAME	Divya Onkari
FATHER NAME	Jagdeesh Onkari
MOTHER NAME	Sushma Onkari
CONTACT NO	7489771941
COURSE	M.Com
BRANCH NAME	COMMERCE
BATCH	2020-2022
YEAR/SEMESTER	I-Year
TUITION FEES AND ACTIVITY FEES	10000
Total Amount	INR 10,000.00
Remarks	TUTION

Please ensure that you are making the payment to the correct payee.

Confirm

Cancel


© State Bank of India


[Privacy Statement](#) | [Disclosure](#) | [Terms of Use](#)

8. select the convenient payment mode from above mentioned modes and proceed for the pay.


STATE BANK COLLECT MULTI OPTION PAYMENT SYSTEM


Net Banking



State Bank of India
Bank Charges: Rs 11.8
[CLICK HERE](#)


Other Banks Internet Banking
Bank Charges: Rs 17.7
[CLICK HERE](#)


Card Payments



State Bank ATM cum-Debit Card
Bank Charges: Rs 0.0
[CLICK HERE](#)


Other Bank Debit Cards
Bank Charges: Rs 0.0
[CLICK HERE](#)



Credit Cards
Bank Charges: Rs 19.0
[CLICK HERE](#)


Prepaid Card



Prepaid Card
Bank Charges: Rs 126.8
[CLICK HERE](#)


Foreign Card
Bank Charges: --
NOT ENABLED

Other Payments Modes


UPI
Bank Charges: Rs 0.0
[CLICK HERE](#)


NEFT/RTGS
Bank Charges: Rs 10.0
[CLICK HERE](#)


SBI Branch
Bank Charges: Rs 59.0
[CLICK HERE](#)

9. After the payment please share the confirmation of payment to Mr. Jeetesh Mansukhani (Fees Collection In-Charge) on his WhatsApp number 7489771941. He will update your record in account section and will send you the fees receipt on your whatsapp number. If required you can also get the manual receipt from the fees counter of college

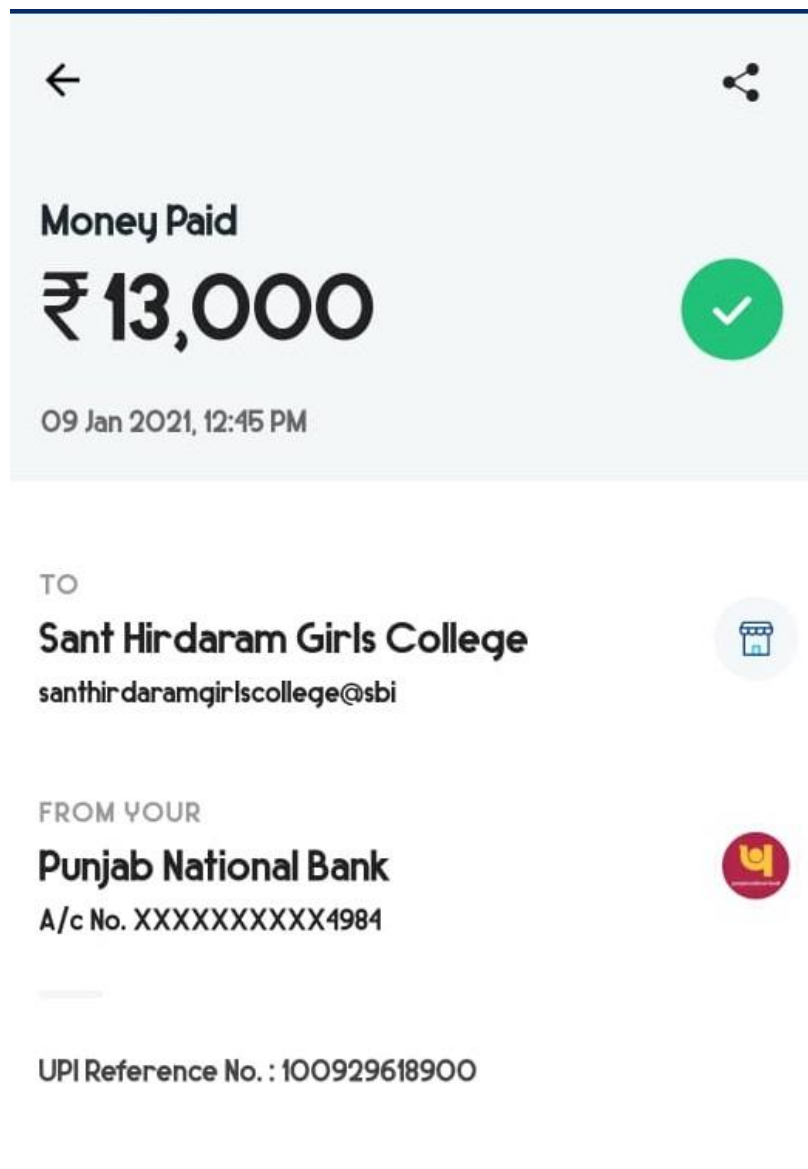
Through UPI (Unique Payment Interface)

Process :

1. Open your UPI payment app i.e. BHIMPAY, Phonepay, Googlepay, PayTM Etc.
2. Enter UPI address of college account in you payment app for payment process of fees **SANTHIRDARAMGIRLSCOLLEGE@SBI** or Scan the above mentioned QR Code.



3. After the scanning, complete the payment process as per directed by payment app. After completing the payment process, get the screenshot/download confirmation of payment/payment receipt.



4. After the payment please share the confirmation of payment to Mr. Jeetesh Mansukhani (Fees Collection In-Charge) on his whatsapp number 7489771941. He will update your record in account section and sent you the fees receipt on your whatsapp number. If required you can also get the manual receipt from the fees counter of college

Through SBI Collect

For Direct bank transfer account are as follows :

Bank Name : **State Bank Of India**

Account Name : **Sant Hirdaram Girls College**

Account No. : **37550052913**

IFSC Code : **SBIN0008241**

After the payment please share the confirmation of payment to Mr. Jeetesh Mansukhani (Fees Collection In-Charge) on his whatsapp number 7489771941. He will update your record in account section and sent you the fees receipt on your whatsapp number. If required you can get the manual receipt from the fees counter of college